



UK School Guide



www.myspace.com/safety

Email address: schoolcare@myspace.com
MySpace Schools Hotline: +1 888 309 1312

Contents

I. Introduction	3
II. About MySpace.....	3
III. Protecting Teens Online.....	4
IV. Navigating MySpace	4
V. How to contact MySpace.com	7
A. How to Remove a False and/or Offensive Profile	8
B. Underage Users	9
C. Threats.....	9
D. Cyberbullying.....	10
E. Concerned Parents	11
VI. School Forums and Forum Moderators	12
VII. School Police Liaison Officers.....	14
VIII. What Information Can Be Obtained From MySpace?.....	14
IX. General Internet Safety Tips	15
X. Creating a MySpace Account	16
XI. Conclusion	21

I. Introduction

MySpace is committed to a high level of cooperation with UK educational administrators and educators, with the ultimate goal of providing a safer and more secure environment for all users of the MySpace website. Following on from this commitment, we have designed this UK Schools Guide. The purpose of this Guide is to provide our partners in the educational community with information on how to address MySpace-related issues that may arise as a result of students using MySpace, and how to contact MySpace with questions or concerns. We are aware that most schools block access to the MySpace website from school computers; we are not attempting to alter this practice, instead, we want to provide as much information as possible so that educators have information about our services.

As you are aware, students are large consumers of the internet. Based on this, we believe this Guide is a necessary and valuable tool for educators. In an effort to further our common goal of Internet safety this guide provides information on the development of social networking and how MySpace encourages safe and responsible use.

MySpace reserves the right to make any changes to policies and procedures described in this Guide as may be necessary from time to time.

II. About MySpace

MySpace, a unit of Fox Interactive Media Inc., is one of the world's leading social networking website for connecting with friends, discovering popular culture and making a positive impact on the world. MySpace has created a connected global community by integrating web profiles, blogs, instant messaging, private messaging, music streaming, videos, photo galleries, classified listings, events, groups, educational communities and member forums.

With around 125 million monthly active users around the globe, MySpace.com is the most widely-used and highly regarded site of its kind, particularly amongst young people.

MySpace is committed to providing the highest quality member experience and will continue to innovate with new features that allow its members to express their creativity and share their lives, both online and off.

MySpace allows users to set up their own profile pages, which can include lists of their favorite musicians, books and movies, photos of themselves and others, and links to pages within and outside the MySpace environment. There are many third party features, such as applications and polls which are commonly seen on many of the younger users' profiles, "hot-linked" images (images that originate on other websites) and other content, which can be used in conjunction with a MySpace profile but which are not administered or hosted by MySpace.

To ensure that content is appropriate, MySpace posts a Privacy Policy and Terms of Use Agreement which is accessible from every page on its site. Taken together, these policies establish rules concerning the type of material and activities we permit on our website. For example, these policies prohibit hate speech, nudity, pornography and violence. MySpace also has a team of employees assigned to enforce these policies and address user inquiries.

III. Protecting Teens Online

MySpace allows individuals who are 13 years of age and older to register for the site. MySpace is committed to protecting our younger users from unwanted contact as well as shielding them from mature content intended for adults.

- New profiles for users under 18 are automatically defaulted to private.
- No user can browse for users under 16
- Adults can never add under 16's as a friend unless they know the under 16's last name or email address
- All users under the age of 18 are required to read through our safety tips before signing up for our site.
- Users under 18 receive security warnings before posting content.
- Users under 18 are defaulted in a way that requires them to pre-approve any comments made on their page.
- Users under 18 can block all users over 18 from contacting them or viewing their profile.
- Users under 18 cannot access age inappropriate areas such as romance and relationship chat forums and groups, mature groups and certain classified categories including dating and casting calls.
- Users under 18 cannot browse for age-inappropriate personal details of another user such as relationship status, whether the user is a smoker or a drinker or the income of the user.
- Users under 16 are only viewable by other users under 18.
- Users under 16 are tagged to be un-searchable by age on search engines.
- Users under 16 can only receive group invites from individuals in their friend network.
- All images and videos uploaded to the site are reviewed for compliance with our Terms of Use Agreement.

MySpace works to develop new safety features to safeguard our underage users. We enlist the help of the community and organisations such as the Internet Watch Foundation (IWF), the Child Exploitation & Online Protection Centre (CEOP), the UK Council for Child Internet Safety (UKCCIS), the Samaritans, Childnet and the Anti-bullying Alliance by our membership in the Government's Cyberbullying taskforce.

For more information about our partnered organisations, click on our "Safely Tips" link, located at the bottom of every page or by visiting www.myspace.com/safety

IV. Navigating MySpace

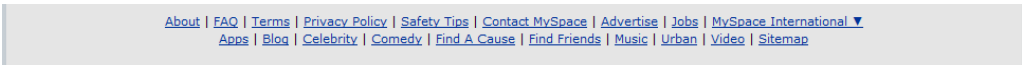
MySpace.Com: Main Page

The home page (www.myspace.com) and various parts of the site such as MySpace Video and MySpace Music are searchable by visitors to MySpace. Towards the top of the home page various functions such as Browse and Search (under the 'Find People' tab) are shown.

Additionally, a link to the the MySpace Safety site (www.myspace.com/safety) is located at the bottom of the MySpace homepage labelled ‘Safety Tips’.. The home page is also where new users sign-up to join MySpace, and current users can login to their MySpace page.

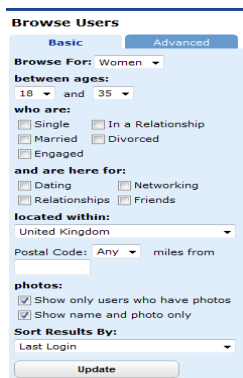


Located at the bottom of the home page are links to the terms of service, privacy policy, a link to contact MySpace, safety tips and links to international MySpace. These links are also located at the bottom of every page on MySpace.



Browse

The browse feature allows MySpace users to browse for other users with specific interests. Please note that the browse function has been designed to limit the ability to search for younger users of MySpace. For example, no user can browse for any user under 16 and all over 18s cannot browse for users under 18. Additionally, users under 18 cannot browse for age inappropriate categories such as relationship status, smoker, drinker or income.



Search

Clicking the “Find People” tab at the top of the MySpace home page will lead users to the MySpace search page. The search feature allows MySpace users to find someone they know by entering their first and last name, the display name that a user has chosen or email address. Please note that searching by first and last name or display name may return multiple results. Users can also conduct searches to find classmates by entering a school name. Similarly, a user can enter search terms to find other users that share similar interests or similar careers.

Find Friends on MySpace

MySpace is the place to connect with friends. These tools will help you find people you know and people you may want to know!

Search for People

Name, display name or email Search By: **All Name Fields**

...or **browse people** by age, location, etc. to meet new friends.

Sponsored Links

Jack Bauer Watches

It's Time you Had this Watch Great Value - Order Now!

www.SpecialOpsWatch.co.uk

Find People You Email

Check your email address books to see who's already on MySpace.

If your friends are already here, you can quickly send them a friend request. If they're not, you can easily send them an invite to join.

Select your email address book

 If your friends are not already on MySpace, **invite** them to join!

Find Friends in Schools

Optional

United Kingdom

State/Province/Territory

City

Find People with Similar Interests

Search for people with similar interests in general, music, movies or books.

General Interest

Find People with Similar Careers

Field: - Any -

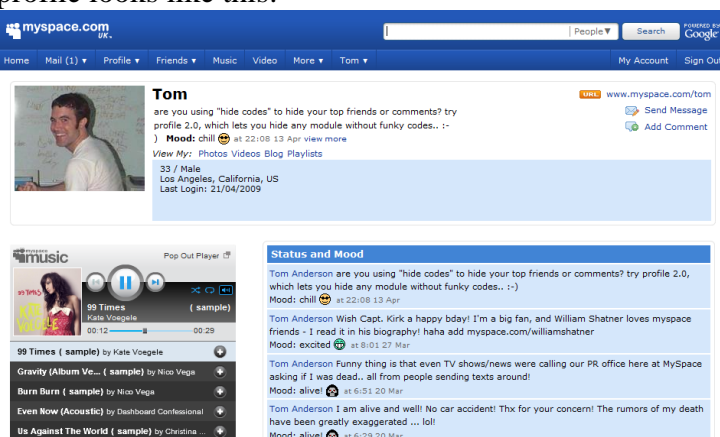
Sub-Field: - Any -

Role: - Any -

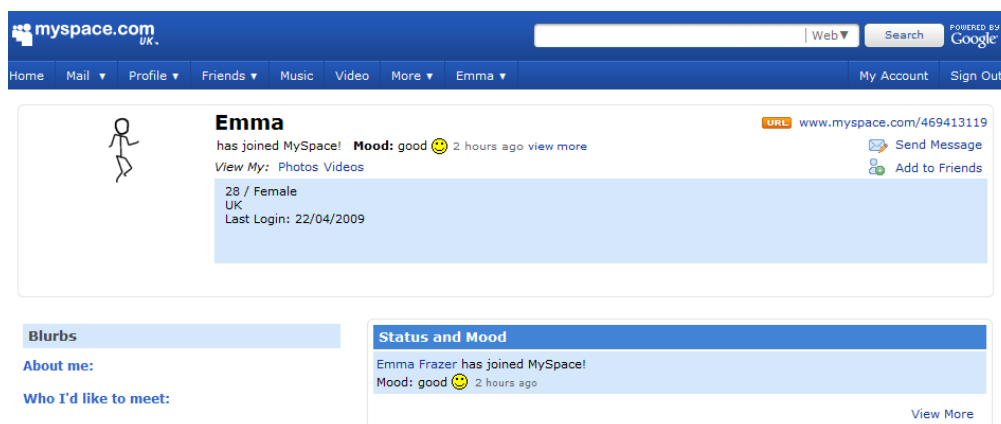
Keyword:

Profiles

Each MySpace user has a profile page that a user can customise. The typical MySpace profile looks like this:



Every user has the ability to limit who can view their full profile by adjusting their privacy settings. New users under 18 are automatically defaulted to a private profile. In order to view a private profile, the profile owner must have added you as a friend. For all other users, a private profile will look like this, each module is fully customisable and the user can set it depending on their specific privacy requirements:



For information on how to create a MySpace profile, please refer to Section X of this guide.

V. How to contact MySpace.com

MySpace is committed to working with the educational community to address any concerns that educators may have regarding the site as soon as these matters are brought to our attention. MySpace has created a hotline and email address for the exclusive use of school administrators and employees. This hotline was established specifically for educators who may have issues with the following:

- False/Offensive Profiles
- Underage Users
- Threats
- Cyberbullying
- Concerned Parents

To report any of the above issues, school administrators and employees can email schoolcare@myspace.com from a school email address, or call +1 888-309-1312, to reach a team dedicated to addressing educator questions.

A. How to Remove a False and/or Offensive Profile

If you, or a member of your faculty or school administrative staff, discover that a false or offensive MySpace account has been created with your likeness and/or identity, we will remove the profile in question.

Please send an email to schoolcare@myspace.com from a school email address and include the following:

1. The web address of the false and/or offensive profile, which you can copy and paste into the body of your email from the web browser (explanation below of how to locate the unique web address for a user);
2. A brief explanation providing sufficient information to demonstrate that the profile is false or offensive;
3. Your name and title;
4. The name, address and telephone number of the school where you are employed.

You can locate the web address in the address bar on your web browser when you view the profile. It should look similar to:

<http://profile.myspace.com/index.cfm?fuseaction=user.viewprofile&friendid=6221>

Or

<http://www.myspace.com/tom>

For more details on what information can be obtained from a MySpace profile, please see section VIII.

B. Underage Users

MySpace recognises that some individuals under the age of 13 may try to register for the site by providing a false date of birth. Accordingly, MySpace works proactively to identify and remove underage users from its site. We regularly scan the network using a search algorithm designed to identify potential underage user profiles. MySpace staff flag all profiles of potential underage users that these scans uncover, carefully review flagged profiles to ascertain user ages, and delete those profiles that it determines have been created by underage users.

Additionally, MySpace employs measures to prevent an underage user denied registration for failing to meet the age requirement from immediately changing the age information to register. At the time of registration, MySpace will drop a session cookie that will recognise a registration attempt, and prevent the user from registering.

Educators can help MySpace enforce its age restrictions. If you have students who are under the age of 13 and have MySpace accounts, please email the web addresses of their profiles to schoolcare@myspace.com so that we may review their account to remove them from MySpace.com. Please send the email from a school email account. Please include the following in the email:

1. The web address of the student's profile (see Section A above on how to obtain the web address);
2. Your relationship to the student;
3. The actual age of the student and how you are aware of it; and
4. Your name and title, and name, address and telephone number of the school where you are employed and the student attends.

C. Threats

MySpace takes threats of violence seriously and will work with school administrators and law enforcement expeditiously to assist in resolving any such situation. If you learn about any threat of violence posted on MySpace, please gather as much information as possible on the threat and contact your local law enforcement agency immediately and call MySpace at +1 888-309-1312.

The information you gather should include as many of the following items as possible:

1. The method of transmission (such as a bulletin, blog or private message);
2. A copy of the web page that shows where the threat is posted; and
3. The web address of the threat (see Section A above on locating a web address).

You may also copy, paste and send links to where the threats are posted in an email to schoolcare@myspace.com. Please be sure to include your name and title, and the name and address of the school where you are employed.

D. Cyberbullying

If there is an emergency situation involving cyberbullying and you feel the safety of a student is in danger, please contact your local law enforcement agency immediately and call MySpace at +1 888-309-1312.

Cyberbullying, usually defined as sending or posting “cruel, vicious, and sometimes threatening messages” on the Internet, is an issue that MySpace takes seriously. MySpace’s Terms of Use specifically prohibit cyberbullying and other similar conduct, and MySpace attempts to respond quickly and decisively to any instances of such conduct that it discovers.

It is usually best for those students who are the subjects of cyberbullying to contact MySpace themselves in case more information is needed from them, such as copies of the messages sent by the cyberbully, as well as links to the profile in question. Students who are victims of cyberbullying should not delete any messages sent to them. If a student is the victim of cyberbullying on MySpace, please instruct him or her to do the following:

1. Click “”Report Abuse”, located on the bottom of the abusers profile page;
2. Select the “Cyberbullying” dropdown by the Complaint option
3. Follow any and all subsequent directions.

Alternately, the student can also select the “Report Abuse” option contained within the offending email. To report cyberbullying directly from an email, the student should:

1. Log into their MySpace account;
2. Select the “Mail” option in the navigation bar;
3. Open the email that contains the offensive content;
4. Select the “Report Abuse” option located in the date line;
5. Select the “Cyberbullying” option;
6. Follow any and all subsequent directions.

Because students often approach school faculty and staff for help in such matters, school administrators and educators may also report cyberbullying to schoolcare@myspace.com, using a school email address. Keep in mind that it will be helpful to our staff in rectifying the problem if you have the following information when contacting us:

1. The MySpace web address of the subject of the cyberbullying;
2. The MySpace web address of the alleged cyberbully;
3. Copies of messages and/or other forms of communication sent by the cyberbully to the subject;
4. Your relationship to the students involved;
5. Your name and title, and name, address and telephone number of the school where you are employed and the student(s) attend(s).

Most of the above is information you will need to get from the student who approaches you. Without it, MySpace will have some difficulty addressing the complaint.

Upon receiving a report, MySpace investigates and takes appropriate action. MySpace considers cyberbullying a serious offense and, as a result, has created a specialised team to

respond to cyberbullying complaints. Appropriate remedial action taken by MySpace in response to cyberbullying includes, but is not limited to, recommending that the user blocks the cyberbully from contacting them, and removing the account of the cyberbully. Where appropriate, MySpace will reach out to law enforcement to report criminal activity.

MySpace also encourages you to work with the students involved in order to resolve the issue. MySpace has several mechanisms with which to respond to cyberbullying, however we cannot meet with the students in question to discuss the situation nor can we impress upon them the negative impacts of cyberbullying. As a teacher who knows the students in question and can actually meet with them if necessary, your assistance in matters of cyberbullying can more fully compliment our anti-cyberbullying measures leading to a better resolution of the situation.

E. Concerned Parents

As educators, you may be contacted by parents regarding MySpace. Please direct concerned parents to MySpace.com/Safety and advise them to click on the “Parents and Educators” tab for safety information. Within this area, we have a specific section providing information for parents on how to contact MySpace via email and phone to discuss specific issues they may have with their teen’s profile. MySpace has published a guide for parents which is available for download. Additionally, MySpace has partnered with IKeepSafe.org to produce a series of video tutorials which are available for viewing both on MySpace.com/Safety and at www.ikeepSAFE.org

MySpace.com/Safety also provides parents with step-by-step instructions detailing how to remove their teen’s profile from MySpace.com, and links to free software that enable parents to monitor or block their teen’s use of the Internet, including blocking MySpace.com.

Additional efforts to encourage parents to talk to their teens include the development and release of ParentCare software, a free, simple software tool provided by MySpace to help parents identify whether their teen has a MySpace profile, and the registered age of the profile. Parents can learn more about ParentCare and download the software at www.ikeepSAFE.org

Parents may also contact us at parentcare@myspace.com with matters of concern, and we will address these issues to the best of our ability.

VI. School Forums and Forum Moderators

MySpace has created school forums for the majority of the Secondary Schools, Colleges and Universities in the UK. The School forums are divided into two different forums, one for current students and another for Alumni. Alumni cannot view the current student forum, and vice versa. In this manner, older alumni are separated from younger, current students. Users over 18 are limited in the ability to search in school section and can only search for high school students graduating in the current or upcoming year.

Each school forum has a bulletin board. There is one bulletin board for current Sstudents and a separate bulletin board for Alumni. These bulletin boards allow each group to post electronic messages that only their respective group can see. Alumni cannot post on, or view, the current student bulletin board, and vice versa.

Current students in school also have the option of posting classified items for sale or that are “wanted,” such as music to exchange, information about events, tutors, or other information of interest to fellow students. school Alumni, Current College Students and College Alumni have the ability to post, or search through classifieds, for roommates, apartments or textbooks in their respective areas.

Students who post information on their school’s forum can request to be the moderator (or host) for those forums. A MySpace employee looks at each student’s request to become a forum moderator and MySpace profile, and selects one user to be the moderator for the current students, and one user to be the moderator for the Alumni, for each school.

A moderator’s control is limited to only their school forum, and includes the ability to delete posts and ban other users from posting any further messages within that forum. All moderators have direct contact to MySpace staff, and can contact MySpace if they see profiles that need to be deleted, or have any issues that they feel need to be raised with MySpace.

Students in the forum who are not forum moderators can also contact MySpace with concerns. They have the ability to report their forum moderator for improper conduct or other reasons, and they can also alert MySpace to an issue or problem regarding the forum in general. There is a “Report Your Moderator” link under the forum moderator’s image in the School forum. Users can report their forum moderator to MySpace by clicking on the link and following directions.

Additionally, like all profiles on MySpace, school forums are reviewed by the MySpace staff when complaints are received.

To search for your school, please note that MySpace’s school search section can be found here:

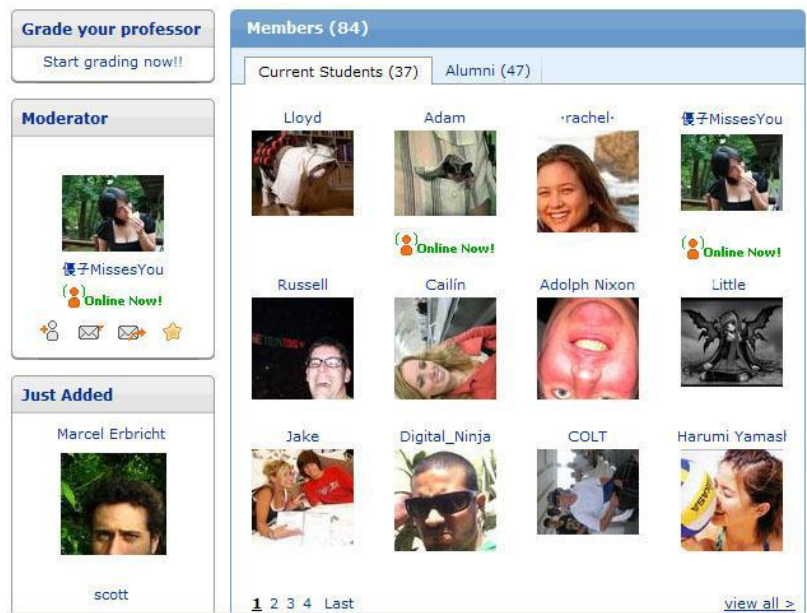
<http://collect.myspace.com/index.cfm?fuseaction=schools.main>

To join a school forum, the user must:

1. Log into their MySpace account;
2. Select the “Edit Profile” option located on their home page;
3. Select “Schools” from the list of options;
4. Select information about the school they would like to add;
5. Select “Student Status.” The available options are “Current Student” or “Alumni;”
6. If a user selects “Current Student,” they will be notified that admission to the school forum will not be accepted until two other existing forum users of their choice have verified their request;
7. After submitting this information, the user will be led to the “Vouch for Me” screen;
8. Select up to 15 forum members to receive a request to verify;
9. Select “Send.”

MySpace will then send each of the selected forum members a request to verify the user. A user will not be allowed access to the forum until two current forum members have verified the request. If a users request is denied by five of the forum members the user selected that student may be denied membership to the current student forum.

A typical school forum looks like this:



VII. School Police Liaison Officers

Law Enforcement Officers working with schools, can obtain a copy of the MySpace Law Enforcement Guide by sending a request to lawenforcement@myspace.com. Please have them send the email from a work email address so we can email the Guide to that address. The Law Enforcement Guide helps school police liaison officers obtain information from MySpace using valid legal processes, and to work with MySpace.com on security and safety issues.

VIII. What Information Can Be Obtained From MySpace?

A. Public Information

MySpace users may choose whether to make their profile information publicly viewable and available, or keep it private and limited to the friends of their choosing. Users under 18 are automatically assigned a private profile, which means that only individuals who know their last name or email address can contact them or view their profile. For public profiles, the publicly available information includes journal entries (unless the profile owner has elected to make the specific entry “private”), images, user comments, friend lists and public profile information such as display name, headline, music, movies, books and all other public sections on a MySpace profile.

If you are investigating a report of cyberbullying at your school and the profiles at issue are set to public, please make sure to make electronic copies of relevant information as users can change much of this information at any time. To do this, you should save the web page(s) and files on your computer. While viewing the profile in question, click your browser’s “File” menu tab (in the upper left-hand corner), then drop down to and click “Save As”. Make sure you do the same for all journal entries and the image gallery.

B. Private Information

MySpace is prohibited by law in the United States (where MySpace information is stored) from disclosing private information about its users absent valid legal process. Nevertheless, MySpace works closely with law enforcement, to produce such information to law enforcement in connection with criminal investigations or in emergency situations. Accordingly, if you believe MySpace possesses information related to the commission of a crime or if you believe there is an emergency of serious bodily injury or death, we ask that you contact a law enforcement agency regarding the matter and have them contact MySpace. We will then work with Law Enforcement to provide any relevant information.

IX. General Internet Safety Tips

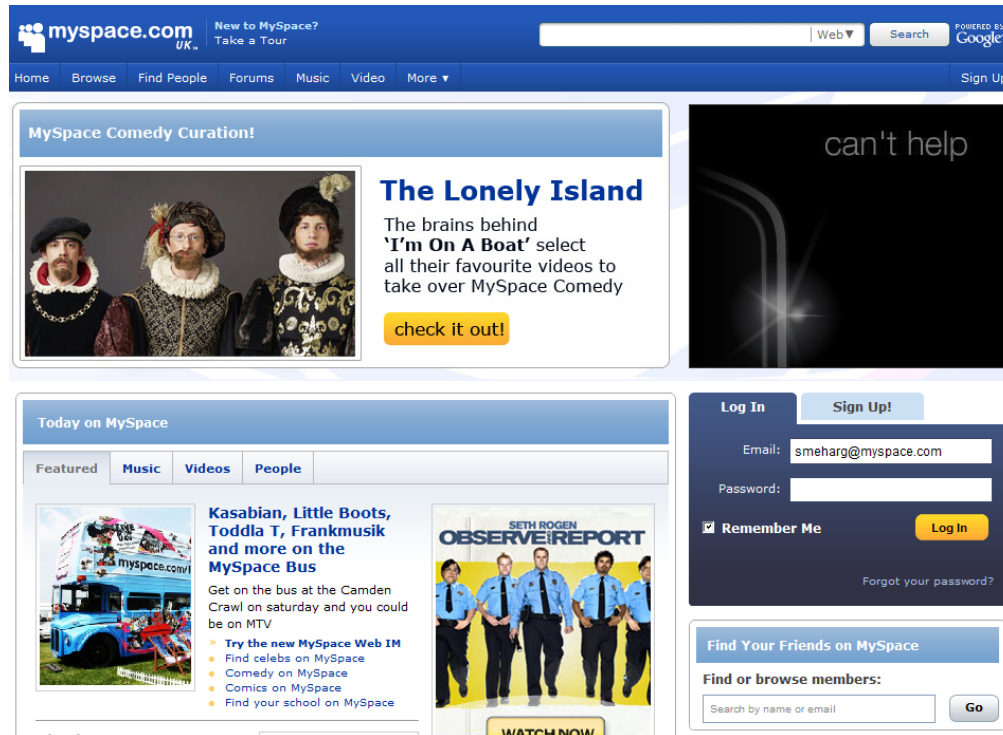
Here are some common sense guidelines that you should urge students to follow when using MySpace and the Internet in general:

- **Don't forget that your profile and MySpace forums are public spaces.** Don't post anything you wouldn't want the world to know (e.g., your phone number, address, IM screens name, or specific whereabouts). Avoid posting anything that would make it easy for a stranger to find you, such as where you hang out every day after school.
- **People aren't always who they say they are. Be careful about adding strangers to your friends list.** It's fun to connect with new MySpace friends from all over the world, but avoid meeting people in person whom you do not fully know. If you must meet someone, do it in a public place and bring a friend or trusted adult.
- **Harassment, hate speech and inappropriate content should be reported.** If you feel someone's behavior is inappropriate, react. Talk with a trusted adult, or report it to MySpace or the authorities.
- **Don't post anything that would embarrass you later.** Think twice before posting a photo or info you wouldn't want your parents or boss to see!
- **Don't mislead people into thinking that you're older or younger.** If you lie about your age and MySpace becomes aware of this, MySpace will delete your profile.

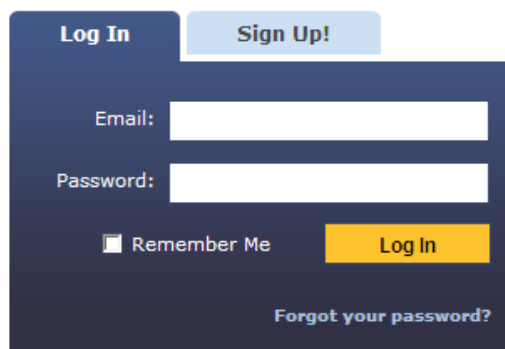
X. Creating a MySpace Account

Creating a MySpace account and profile is fast and easy. Here's how:

This is the MySpace.com Main Page, where new users can sign-up to join MySpace, and current users can login to their MySpace pages.



1. On the MySpace homepage there will be a "Member Login" box (sample below) click the light blue sign up tab:



2. Clicking the sign up tab will bring you to this screen. You will need to fill out all requested information:

myspace.com UK

Home Browse Find People Forums Music Video More Log In Sign Up

Sign Up for MySpace

Email Address: Please enter a valid email address.

Password:

Full Name:

Date Of Birth: Day Month Year

Gender: Female Male

By checking the box, you confirm that you know MySpace.com is a website operated by MySpace in the U.S., and you consent to the transfer of your personal data to the U.S., where your personal data will be subject to U.S. law and where the level of data protection is different compared to your country. You also agree to the MySpace [Terms of Service](#) and [Privacy Policy](#) which describe how your personal data will be used.

Sign Up

Why Signup for MySpace?

- Stay in touch with friends & family
- Share your photos albums & videos
- Find old classmates & co-workers
- It's FREE!

We do not spam. MySpace understands that user privacy is the key to our success. Please read our [privacy policy](#).

Profile Types

- If you are a **Musician**, [Sign up here](#)
- If you are a **Comedian**, [Sign up here](#)
- If you are a **Filmmaker**, [Sign up here](#)

You must be at least 13 years old to register for a MySpace account. The registration page requires prospective members to enter their exact birth date, and individuals who enter a date that does not meet the requisite age (13 or older) are not permitted to register.

3. You will then be asked to verify your account by typing the letters and or numbers you seen on the following screen. It will look like this:

Sign Up for MySpace

Verification:

3GFF P3ZP7

Please enter the text from the image above:
The letters are not case-sensitive.
Do not type spaces between the numbers and letters.

Continue

4. You will then be asked to verify your email address. A valid email address helps us protect you better and provide another important tool to law enforcement:

Sign Up for MySpace

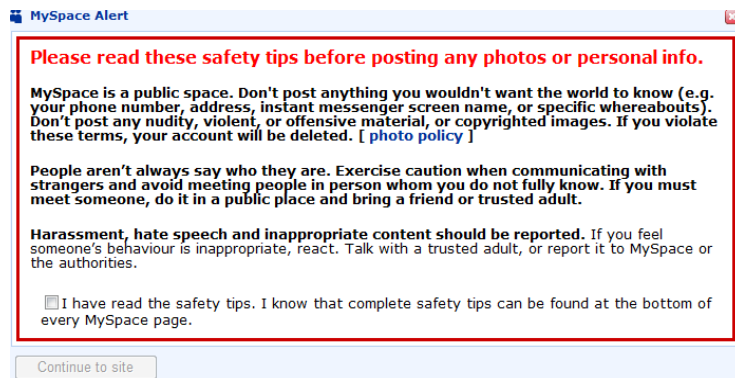
Please confirm your email address!

Thank you for signing up! A message with a confirmation link was sent to emmafrazer@rocketmail.com. Click on the link in the message to complete your sign up.

- Go to your email provider and login to your account.
- Click the confirmation link in the welcome message from MySpace.com and you'll be automatically redirected to MySpace

If you can't find the welcome message from us, check [bulk/junk folder](#) in your email account, or [request another one](#)

5. After you confirm your email address, you will receive the following safety tips screen if you are under 18:

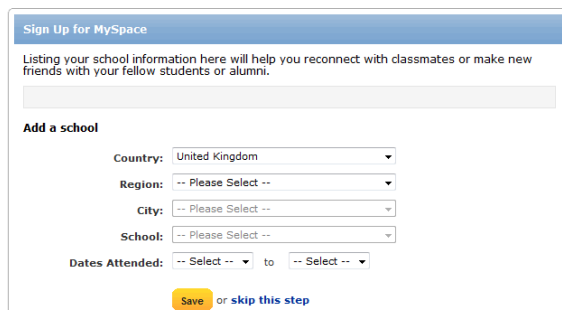


6. After confirming that the tips have been read, you will be directed to add pictures to your profile. If you are over 18, you will proceed directly to the “Upload Photo” screen without first seeing the Safety Tips. For all users, it is important to note that MySpace is a public place and you should be careful about what you post online.

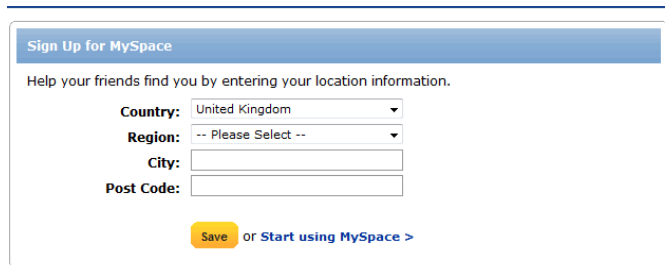


To add pictures click the "Browse" button and locate the pictures saved on your computer. You can choose to skip this step by clicking on "skip this step" at the bottom of the screen.

7. You can now choose to add your school to connect with your classmates or through the Alumni. You can choose to skip this step by clicking on “skip this step” at the bottom of the screen.

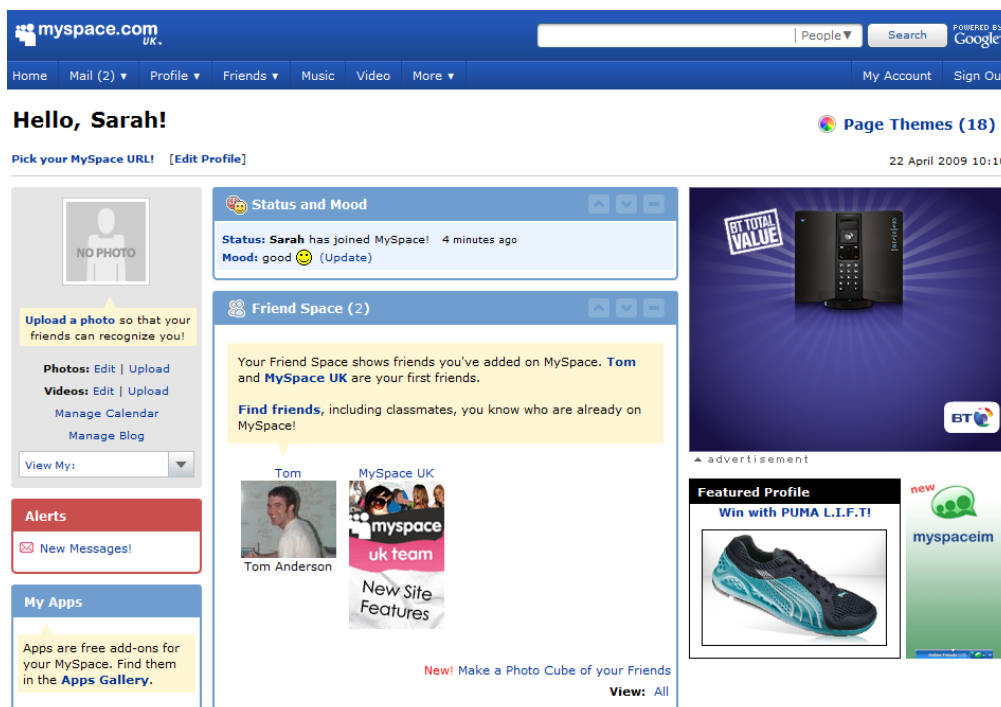


8. You can now choose to enter in your location. You can choose to skip this step by clicking on “or start using MySpace” at the bottom of the screen.



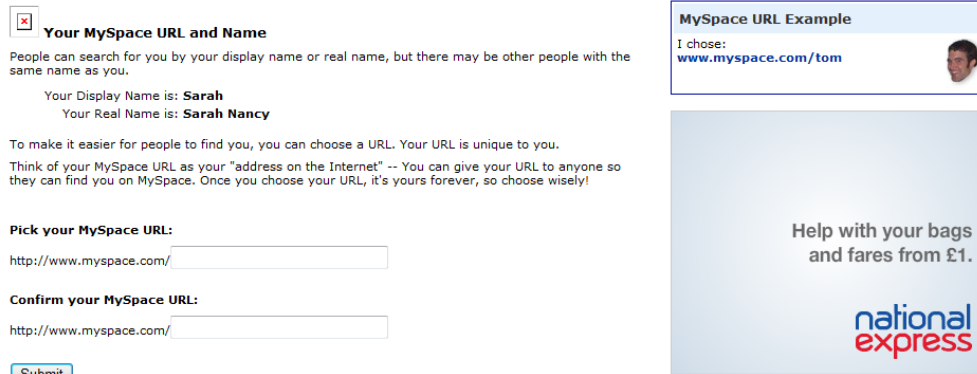
The screenshot shows a 'Sign Up for MySpace' form. It prompts the user to 'Help your friends find you by entering your location information.' The form includes dropdown menus for 'Country' (set to 'United Kingdom') and 'Region' (set to '-- Please Select --'). Below these are text input fields for 'City' and 'Post Code'. At the bottom, there is a yellow 'Save' button and a link that says 'or Start using MySpace >'.

9. You will now see your MySpace page. There will be a prompt in red informing you that you have messages. These will be welcome messages with a few tips on how to customise your profile. You should now choose your unique URL, this can be done by clicking the “pick your MySpace URL”. URL stands for Uniform Resource Locator. Your MySpace URL appears in the address bar of your web browser and will look similar to www.myspace.com/tom. The part of the URL you will be selecting follows the ‘/’, so www.myspace.com/ YOUR URL.



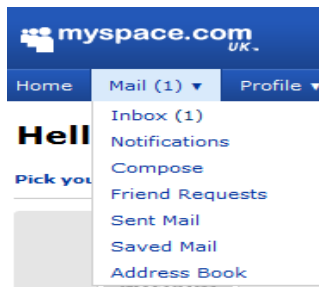
The screenshot shows a MySpace profile page for a user named Sarah. The top navigation bar includes 'myspace.com UK', a search bar, and links for 'Home', 'Mail (2)', 'Profile', 'Friends', 'Music', 'Video', 'More', 'My Account', and 'Sign Out'. The profile header says 'Hello, Sarah!' and 'Page Themes (18)'. A red prompt says 'Pick your MySpace URL! [Edit Profile]'. The main content area is divided into sections: 'Status and Mood' (Sarah has joined MySpace! 4 minutes ago, Mood: good), 'Friend Space (2)' (listing Tom and MySpace UK), and a 'Featured Profile' for 'Win with PUMA L.I.F.T!'. There are also advertisements for BT and Myspaceim.

When you click to choose your URL, the following screen will appear:

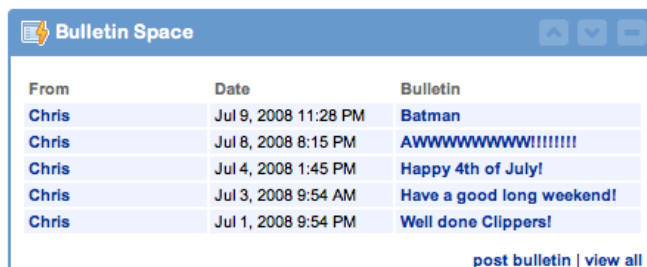


Read the instructions and choose your URL carefully, as you can never change it. Please do not use any copyrighted materials, like "Harry Potter", or the names of famous people or bands, like "Bill Clinton" or the "Beatles", in your URL as we will be forced to delete your account.

At the top of your screen, you will see a number of tabs which allow you to quickly access the features of your MySpace profile. Selecting the Mail tab, for instance, will allow you to see your MySpace mail options.



From your homepage you can also view your friend's bulletins. Bulletins are a quick way to post a message that all of your friends can read. Your bulletin area looks like this:



Another fun way friends can keep in touch is to update their MySpace Status. In your Status and Mood area you can both update your status and mood as well as view your friends' updates:



Your homepage also offers you the option to view your Friend Updates. If you subscribe to your friends' updates, and their privacy settings allow it, you can be notified when they update their profile:



Now you are ready to get started and use MySpace. Please note that your students may have special safety settings on their accounts that you do not automatically have on yours. For example, users under 18 are automatically assigned a Private Profile, which means that only people they have accepted as friends will be allowed to view their full profile.

XI. Conclusion

Internet safety is an important topic in our advancing technological world, particularly when it involves children. We at MySpace are always available to assist educators and administrators in furthering this important goal. We hope this Guide has provided insight into the functioning of MySpace, and illuminated the many ways in which the educational community can contact us with any questions or concerns that arise.