



## School Guide



<http://www.myspace.com/safety>

24 Hour Email Address	SchoolCare@MySpace.com
24 Hour Telephone Hotline	(888) 309-1312

## **Contents**

<b>I. Introduction</b>	<b>3</b>
<b>II. About MySpace</b>	<b>3</b>
<b>III. Protecting Teens Online</b>	<b>4</b>
<b>IV. Navigating MySpace</b>	<b>5</b>
<b>V. How to contact MySpace.com</b>	<b>9</b>
<b>A. How to Remove a False and/or Offensive Profile</b>	<b>10</b>
<b>B. Underage Users</b>	<b>10</b>
<b>C. Threats</b>	<b>11</b>
<b>D. Cyberbullying</b>	<b>12</b>
<b>E. Concerned Parents</b>	<b>14</b>
<b>VI. School Forums and Forum Moderators</b>	<b>15</b>
<b>VII. School Resource Officer Guide</b>	<b>17</b>
<b>VIII. What Information Can Be Obtained From MySpace?</b>	<b>18</b>
<b>IX. General Internet Safety Tips</b>	<b>18</b>
<b>X. Creating a MySpace Account</b>	<b>19</b>
<b>XI. Conclusion</b>	<b>29</b>

## **I. Introduction**

**MySpace is committed to a high level of cooperation with educational administrators and educators, with the ultimate goal of providing a safer and more secure environment for all users of the MySpace website. Pursuant to this goal, we have designed this School Administrators Guide. The purpose of this Guide is to provide our partners in the educational community with information on how to address MySpace-related issues that may arise as a result of students using MySpace, and how to contact MySpace with questions or concerns. We are aware that most schools block access to the MySpace website from school computers; we are not attempting to alter this practice, instead, we want to provide as much information as possible so that educators have information about our services.**

**As you are aware, students are large consumers of the internet. In fact, 78% of teenagers access the Internet from school. Further, 71% of parents believe that much of the responsibility for ensuring children's safety on the Internet belongs to schools and 42% of parents have sought advice from educators on the topic of Internet safety.<sup>1</sup> Based on this data, we believe this Guide is a necessary and valuable tool for educators. In an effort to further our common goal of Internet safety this guide provides information on the development of social networking and how MySpace encourages safe and responsible use.**

**MySpace reserves the right to make any changes to policies and procedures described in this Guide as may be necessary from time to time.**

## **II. About MySpace**

**MySpace, a unit of Fox Interactive Media Inc., is the premier social networking website for connecting with friends, discovering popular culture, and making a positive impact on the world. MySpace has created a connected global community by integrating web profiles, blogs, instant messaging, private messaging, music streaming, videos, photo galleries, classified listings, events, groups, college communities, and member forums.**

**With nearly 115 million monthly active users around the globe, MySpace.com is the most widely-used and highly regarded site of its kind. MySpace is committed to providing the highest quality member experience and will continue to innovate**

---

<sup>1</sup> Harris Interactive ([www.harrisinteractive.com](http://www.harrisinteractive.com)) conducted a telephone survey on behalf of Cable in the Classroom ([www.ciconline.com](http://www.ciconline.com)) between July 27 and July 31, 2006.

with new features that allow its members to express their creativity and share their lives, both online and off.

MySpace allows users to set up their own profile pages, which can include lists of their favorite musicians, books and movies, photos of themselves and others, and links to pages within and outside the MySpace environment. There are many third party features, such as the polls which are commonly seen on many of the younger users' profiles, "hotlinked" images (images that originate on other websites) and other content, which can be used in conjunction with a MySpace profile but which are not administered or hosted by MySpace.

To ensure that content is appropriate, MySpace posts a Privacy Policy and Terms of Use Agreement which is accessible from every page on its site. Taken together, these policies establish rules concerning the type of material and activities we permit on our website. For example, these policies prohibit hate speech, nudity, pornography and violence. MySpace also has a team of employees assigned to enforce these policies and address user inquiries.

### **III. Protecting Teens Online**

MySpace allows individuals who are 13 years of age and older to register for the site. MySpace is committed to protecting our younger users from unwanted contact as well as shielding them from mature content intended for adults.

- New profiles for users under 18 are automatically defaulted to private.
- No user can browse for users under 16
- Adults can never add under 16's as a friend unless they know the under 16's last name or email address (adult must know the user in the physical world).
- All users under the age of 18 are required to read through our safety tips before signing up for our site.
- Users under 18 receive security warnings before posting content.
- Users under 18 are defaulted in a way that requires them to pre-approve any comments made on their page.
- Users under 18 can block all users over 18 from contacting them or viewing their profile.

- Users under 18 cannot access age inappropriate areas such as Romance and Relationship chat forums and groups, Mature groups and certain Classified categories including dating and casting calls.
- Users under 18 cannot browse for age inappropriate categories such as relationship status, smoker, drinker or income.
- Users under 16 are only viewable by other users under 18.
- Users under 16 are tagged to be un-searchable by age on search engines.
- Users under 16 can only receive group invites from individuals in their friend network.
- All images and videos uploaded to the site are reviewed for compliance with our terms of use.

MySpace works to develop new safety features to safeguard our underage users. We enlist the help of the community and organizations such as the National Center for Missing and Exploited Children (NCMEC), the National PTA, the National School Board Association & the National Association of Independent Schools, IKeepSafe, the Ad Council and more to achieve these goals.

For more information about our partnered organizations, click on our “Safely Tips” link, located at the bottom of every page or by visiting [www.myspace.com/Safety](http://www.myspace.com/Safety).

#### **IV. Navigating MySpace**

##### **MySpace.Com: Main Page**

The home page ([www.MySpace.com](http://www.MySpace.com)) and various parts of the site such as MySpace TV and MySpace Music are browsable by visitors to MySpace. Towards the top of the home page various functions such as Browse and Search (under the ‘Find People’ tab) are shown. Additionally, a link to the the MySpace Safety site ([www.myspace.com/safety](http://www.myspace.com/safety)) is located at the top right corner of the home page. The home page is also where new users sign-up to join MySpace, and current users can login to their MySpace page.

The screenshot shows the MySpace homepage header with the logo "myspace.com a place for friends.", navigation links like "Home", "Browse People", and "Find People", and a search bar. Below the header, there is a "myspace karaoke" banner featuring a video player with two people singing. To the right of the video is a black box with white text that reads "watch the show plus interviews with the band, death cab for cutie, jack's mannequin and more" and a red "Click here!" button.

The screenshot shows the MySpace login and sign-up form. It has two tabs: "Log In" and "Sign Up!". Below the tabs are input fields for "Email:" and "Password:". There is a "Remember Me" checkbox and a yellow "Log In" button. At the bottom of the form, there is a link that says "Forgot your password?".

Located at the bottom of the home page are links to the terms of service, privacy policy, a link to contact MySpace, safety tips and links to international MySpace. These links are also located at the bottom of every page on MySpace.

[About](#) | [FAQ](#) | [Terms](#) | [Privacy Policy](#) | [Safety Tips](#) | [Contact MySpace](#) | [Advertise New!](#) | [MySpace International](#) ▼ | [MySpace Latino](#)

## Browse

The browse feature allows MySpace users to browse for other users with specific interests. Please note that the browse function employs several safety measures to protect younger users on the site. For example, no user can browse for any user under 16. Additionally, users under 18 cannot browse for age inappropriate categories such as relationship status, smoker, drinker or income.



The screenshot shows the 'Browse Users' interface on MySpace. At the top is a navigation bar with links for Home, Mail, Profile, Friends, Music, MySpaceTV, and More. Below this is the 'Browse Users' section, which includes a 'Set Browse Criteria' form. The form is divided into several sections: 'Browse For:' with radio buttons for Women (selected), Men, and Both; 'between ages:' with dropdown menus for 18 and 35; 'Religion:' with a dropdown menu set to 'No preference'; 'Education:' with checkboxes for High school, Some college, In college, College grad, Grad school, and Post grad; 'located within:' with a Country dropdown set to 'United States' and a Postal Code dropdown set to 'Any' followed by a text input for 'miles from'; and 'photos:' with checkboxes for 'Show only users who have photos' and 'Show name and photo only', both of which are checked. At the bottom of the form, there is a 'Sort Results By:' section with radio buttons for 'Recently Updated', 'Last Login' (selected), 'New to MySpace', and 'Distance'. An 'Update' button is located at the bottom right of the form.

## Search

Clicking the “Find People” tab at the top of the MySpace home page will lead users to the MySpace search page. The search feature allows MySpace users to find someone they know by entering their first and last name, the display name that a user has chosen or email address. Please note that searching by first and last name or display name may return multiple results. Users can also conduct searches to find classmates by entering a school name. Similarly, a user can enter search terms to find other users that share similar interests.

**Find a Friend**

Search By:  All  Name  Display Name  Email

Use first/last name, display name, email or MySpace URL.

**Find a School**

School Name:

Country:

State/Province:

**Search Profiles for People with Similar Personal Interests**

Search for people with similar interests in general, music, movies or books.

## Profiles

Each MySpace user has a profile page that a user can customize. The typical MySpace profile looks like this:

Home Browse People Find People Forums Music Videos More  Login Sign Up

**Tom**

":-)"

Male  
32 years old  
Santa Monica,  
CALIFORNIA  
United States

Last  
Login:8/19/2008

Mood: stoked   
View My: [Pics](#) | [Videos](#)

**Contacting Tom**

<input type="button" value="Send Message"/>	<input type="button" value="Forward to Friend"/>
<input type="button" value="Add to Friends"/>	<input type="button" value="Add to Favorites"/>
<input type="button" value="IM / Call"/>	<input type="button" value="Block User"/>
<input type="button" value="Add to Group"/>	<input type="button" value="Rank User"/>

MySpace URL:  
<http://www.myspace.com/tom>

**Tom going to see clone wars at midnight!!**

**Tom's Latest Blog Entry** [[Subscribe to this Blog](#)]

rolling out the new nav and home ([view more](#))

Exit Warning on MySpace ([view more](#))

part II: nav & the home page ([view more](#))

part I: first look at the new nav ([view more](#))

some things to know about friend subscriptions! ([view more](#))

[[View All Blog Entries](#)]

**Tom's Blurbs**

**About me:**  
I'm Tom and I'm here to help you. Send me a message if you're confused by anything. **Before asking me a question, please check the FAQ to see if your question has already been answered.**

I may have been on your friend list when you signed up. If you don't

Every user has the ability to limit who can view their full profile by adjusting their privacy settings. New users under 18 are automatically defaulted to a private profile. In order to view a private profile, the profile owner must have added you as a friend. For all other users, a private profile will look like this:

### Teacher



Female  
14 years old  
BEVERLY HILLS,  
California  
United States

Online Now!

Last  
Login:8/19/2008

Teacher is in your extended network

Contacting Teacher	
Send Message	Forward to Friend
Add to Friends	Add to Favorites
IM / Call	Block User
Add to Group	Rank User

This profile is set to private. This user must add you as a friend to see his/her profile.

For information on how to create a MySpace profile, please refer to Section X of this guide.

### V. How to contact MySpace.com

MySpace is committed to working with the educational community to address any concerns that educators may have regarding the site as soon as these matters are brought to our attention. MySpace has created a hotline and e-mail address for the exclusive use of school administrators and employees. This hotline was established specifically for educators who may have issues with the following:

- False/Offensive Profiles
- Underage Users
- Threats
- Cyberbullying
- Concerned Parents

To report any of the above issues, school administrators and employees can email [schoolcare@myspace.com](mailto:schoolcare@myspace.com) from a school email address, or call 888-309-1312, to reach a team dedicated to addressing educator questions.

## **A. How to Remove a False and/or Offensive Profile**

If you, or a member of your faculty or school administrative staff, discover that a false or offensive MySpace account has been created with your likeness and/or identity, we will remove the profile in question.

Please send an email to [schoolcare@myspace.com](mailto:schoolcare@myspace.com) from a school email address and include the following:

1. The web address of the false and/or offensive profile, which you can copy and paste into the body of your email from the web browser (explanation below of how to locate the unique web address for a user);
2. A brief explanation providing sufficient information to demonstrate that the profile is false or offensive;
3. Your name and title;
4. The name, address and telephone number of the school where you are employed.

You can locate the web address in the address bar on your web browser when you view the profile. It should look similar to:

<http://profile.myspace.com/index.cfm?fuseaction=user.viewprofile&friendid=6221>

Or

<http://www.myspace.com/tom>

For more details on what information can be obtained from a MySpace profile, please see section VIII.

## **B. Underage Users**

MySpace recognizes that some individuals under the age of 13 may try to register for the site by providing a false date of birth. Accordingly, MySpace works proactively to identify and remove underage users from its site. We regularly scan the network using a search algorithm designed to identify potential underage user profiles. MySpace staff flag all profiles of potential underage users that these scans uncover, carefully review flagged profiles to

ascertain user ages, and delete those profiles that it determines have been created by underage users.

Additionally, MySpace employs measures to prevent an underage user denied registration for failing to meet the age requirement from immediately changing the age information to register. At the time of registration, MySpace will drop a session cookie that will recognize a registration attempt, and prevent the user from registering for a period of at least two weeks.

Educators can help MySpace enforce its age restrictions. If you have students who are under the age of 13 and have MySpace accounts, please email the web addresses of their profiles to [schoolcare@myspace.com](mailto:schoolcare@myspace.com) so that we may review their account to remove them from MySpace.com. Please send the email from a school email account. Please include the following in the email:

1. The web address of the student's profile (see Section A above on how to obtain the web address);
2. Your relationship to the student;
3. The actual age of the student and how you are aware of it; and
4. Your name and title, and name, address and telephone number of the school where you are employed and the student attends.

### **C. Threats**

**MySpace takes threats of violence seriously and will work with school administrators and law enforcement expeditiously to assist in resolving any such situation. If you learn about any threat of violence posted on MySpace, please gather as much information as possible on the threat and contact your local law enforcement agency immediately and call MySpace at 888-309-1312.**

The information you gather should include as many of the following items as possible:

1. The method of transmission (such as a bulletin, blog or private message);
2. A copy of the web page that shows where the threat is posted; and

3. The web address of the threat (see Section A above on locating a web address).

You may also copy, paste and send links to where the threats are posted in an email to [schoolcare@myspace.com](mailto:schoolcare@myspace.com). Please be sure to include your name and title, and the name and address of the school where you are employed.

#### **D. Cyberbullying**

**If there is an emergency situation involving cyberbullying and you feel the safety of a student is in danger, please contact your local law enforcement agency immediately and call MySpace at 888-309-1312.**

Cyberbullying, usually defined as sending or posting “cruel, vicious, and sometimes threatening messages” on the Internet, is an issue that MySpace takes seriously. MySpace’s Terms of Use specifically prohibit cyberbullying and other similar conduct, and MySpace attempts to respond quickly and decisively to any instances of such conduct that it discovers.

It is usually best for those students who are the subjects of cyberbullying to contact MySpace themselves in case more information is needed from them, such as copies of the

messages sent by the cyberbully, as well as links to the profile in question. Students who are victims of cyberbullying should not delete any messages sent to them. If a student is the victim of cyberbullying on MySpace, please instruct him or her to do the following:

1. Click “Contact MySpace”, located on the bottom of any MySpace.com web page;
2. Select “Reporting Abuse” from the first dropdown menu;
3. Select “Cyberbullying” in the second dropdown menu;
4. Follow any and all subsequent directions.

Alternately, the student can also select the “Report Abuse” option contained within the offending email or select the “Report Abuse” button located on each user profile. To report cyberbullying directly from an email, the student should:

1. Log into their MySpace account;
2. Select the “Mail” option in the navigation bar;
3. Open the email that contains the offensive content;
4. Select the “Report Abuse” option located in the date line;
5. Select the “Cyberbullying” option;
6. Follow any and all subsequent directions.

To report the profile responsible for cyberbullying, the student should:

1. View the profile that sent the offending content;
2. Select “Report Abuse” from the options at the bottom of the page;
3. Select the “Cyberbullying” option;
4. Follow any and all subsequent direction.

Because students often approach school faculty and staff for help in such matters, school administrators and educators may also report cyberbullying to [schoolcare@myspace.com](mailto:schoolcare@myspace.com), using a school email address. Keep in mind that it will be helpful to our staff in rectifying the problem if you have the following information when contacting us:

1. The MySpace web address of the subject of the cyberbullying;
2. The MySpace web address of the alleged cyberbully;
3. Copies of messages and/or other forms of communication sent by the cyberbully to the subject;

4. Your relationship to both students;
5. Your name and title, and name, address and telephone number of the school where you are employed and the student(s) attend(s).

Most of the above is information you will need to get from the student who approaches you. Without it, MySpace will have some difficulty addressing the complaint.

Upon receiving a report, MySpace investigates and takes appropriate action. MySpace considers cyberbullying a serious offense and, as a result, has created a specialized team to respond to cyberbullying complaints. Appropriate remedial action taken by MySpace in response to cyberbullying includes, but is not limited to, recommending that the user blocks the cyberbully from contacting them, and removing the account of the cyberbully. Where appropriate, MySpace will reach out to law enforcement to report criminal activity.

MySpace also encourages you to work with the students involved in order to resolve the issue. We at MySpace have limited mechanisms with which to respond to cyberbullying, and since we cannot meet with the students in question to discuss the situation we cannot address the issue(s) with them, nor can we impress upon them the negative impacts of cyberbullying. As an educator who knows the students in question and can actually meet with them if necessary, your assistance in matters of cyberbullying can better resolve the situation.

#### **E. Concerned Parents**

As educators, you may be contacted by parents regarding MySpace. Please direct concerned parents to [MySpace.com/Safety](http://MySpace.com/Safety) and advise them to click on the "Parents and Educators" tab for safety information. Within this area, we have a specific section providing information for parents on how to contact MySpace via email and phone to discuss specific issues they may have with their teen's profile. MySpace has published a guide for parents which is available for download. Additionally, MySpace has partnered with IKeepSafe.org to produce a series of video tutorials which are available for viewing both on [MySpace.com/Safety](http://MySpace.com/Safety) and at [www.ikeepSAFE.org](http://www.ikeepSAFE.org)

[MySpace.com/Safety](http://MySpace.com/Safety) also provides parents with step-by-step instructions detailing how to remove their teen's profile from MySpace.com, and links to free software that enable parents to monitor or block their teen's use of the Internet, including blocking MySpace.com.

Additional efforts to encourage parents to talk to their teens include the development and release of ParentCare software, a free, simple software tool provided by MySpace to help parents identify whether their teen has a MySpace profile, and the registered age of the profile. Parents can learn more about ParentCare and download the software at [www.ikeepsafe.org](http://www.ikeepsafe.org)

Parents may also contact us at [parentcare@myspace.com](mailto:parentcare@myspace.com) with matters of concern, and we will address these issues to the best of our ability.

## **VI. School Forums and Forum Moderators**

MySpace has created school forums for the majority of the High Schools and Colleges in the United States. The High School forums are divided into two different forums, one for Current Students and one for Alumni. Alumni cannot view the Current Student forum, and vice versa. In this manner, older alumni are separated from younger, current students. Users over 18 are limited in the ability to search in school section and can only search for high school students graduating in the current or upcoming year.

Each school forum has a bulletin board. There is one bulletin board for Current Students and a separate bulletin board for Alumni. These bulletin boards allow each group to post electronic messages that only their respective group can see. Alumni cannot post on, or view, the Current Student bulletin board, and vice versa.

Current Students in High School also have the option of posting classified items for sale or that are "wanted," such as music to exchange, information about events, tutors, or other information of interest to fellow students. High School Alumni, Current College Students and College Alumni have the ability to post, or search through classifieds, for roommates, apartments or textbooks in their respective areas.

Students who post information on their school's forum can request to be the moderator for those forums. A MySpace employee looks at each student's request to become a forum moderator and MySpace profile, and selects one user to be the moderator for the Current Students, and one user to be the moderator for the Alumni, for each school.

A moderator's control is limited to only their school forum, and includes the ability to delete posts and ban other users from posting any further messages within that forum. All moderators have direct contact to MySpace staff, and can contact MySpace if they see profiles that need to be deleted, or have any issues that they feel need to be raised with MySpace.

Students in the forum who are not forum moderators can also contact MySpace with concerns. They have the ability to report their forum moderator for improper conduct or other reasons, and they can also alert MySpace to an issue or problem regarding the forum in general. There is a "Report Your Moderator" link under the forum moderator's image in the School forum. Users can report their forum moderator to MySpace by clicking on the link and following directions.

Additionally, like all profiles on MySpace, school forums are reviewed by the MySpace staff when complaints are received.

To search for your school, please note that MySpace's school search section can be found here:

<http://collect.myspace.com/index.cfm?fuseaction=schools.main>

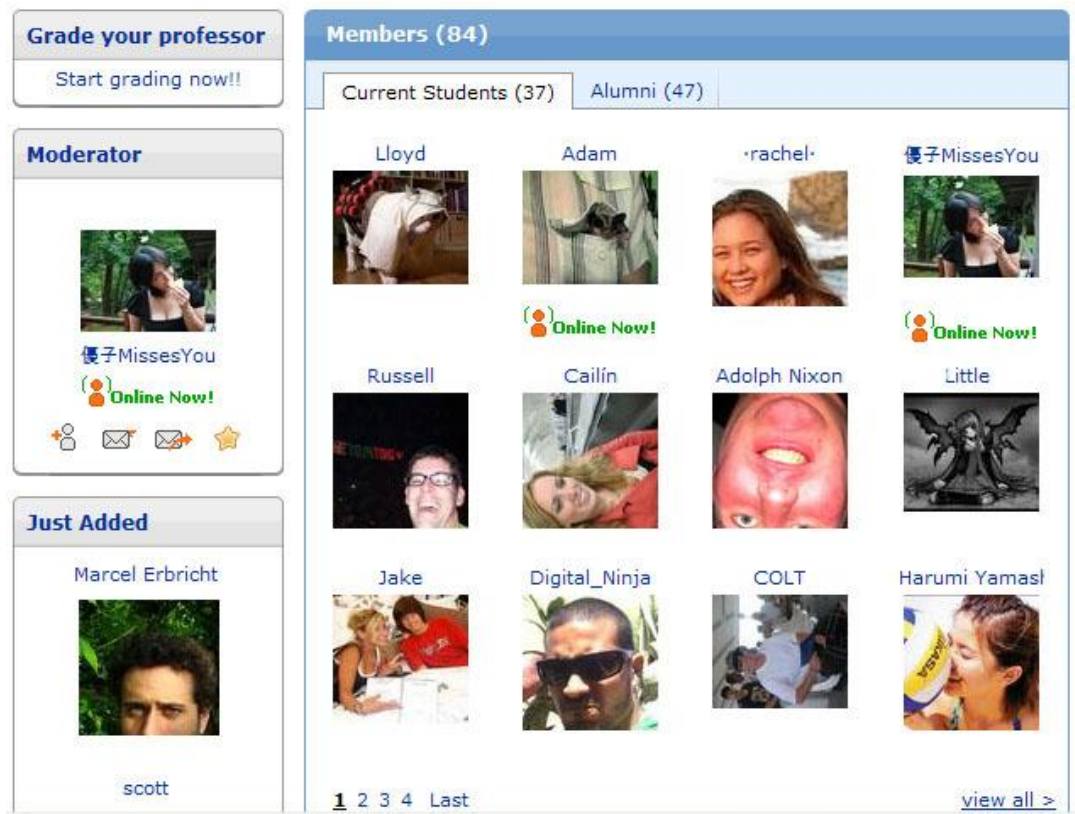
To join a high school forum, the user must:

1. Log into their MySpace account;
2. Select the "Edit Profile" option located on their home page;
3. Select "Schools" from the list of options;
4. Select information about the school they would like to add;
5. Select "Student Status." The available options are "Current Student" or "Alumni;"
6. If a user selects "Current Student," they will be notified that admission to the school forum will not be accepted until two other existing forum users of their choice have verified their request;
7. After submitting this information, the user will be led to the "Vouch for Me" screen;
8. Select up to 15 forum members to receive a request to verify;

## 9. Select “Send.”

MySpace will then send each of the selected forum members a request to verify the user. A user will not be allowed access to the forum until two current forum members have verified the request. If a user's request is denied by five of the forum members the user selected that student may be denied membership to the current student forum.

A typical school forum looks like this:



## VII. School Resource Officer Guide

Law Enforcement Officers working with schools, also known as School Resource Officers, can obtain a copy of the MySpace Law Enforcement Guide by sending an email requesting it to [lawenforcement@myspace.com](mailto:lawenforcement@myspace.com). Please have the School Resource Officer send the email from a work email address and we can email the Guide to that address. The Law Enforcement Guide helps

Resource Officers obtain information from MySpace using valid legal processes, and to work with MySpace.com on security and safety issues.

## **VIII. What Information Can Be Obtained From MySpace?**

### **A. Public Information**

MySpace users may choose whether to make their profile information publicly viewable and available, or keep it private and limited to the friends of their choosing. Users under 18 are automatically assigned a private profile, which means that only individuals who know their last name or email address can contact them or view their profile. For public profiles, the publicly available information includes journal entries (unless the profile owner has elected to make the specific entry “private”), images, user comments, friend lists and public profile information such as display name, headline, music, movies, books and all other public sections on a MySpace profile.

If you are investigating a report of cyberbullying at your school and the profiles at issue are set to public, please make sure to make electronic copies of relevant information as users can change much of this information at any time. To do this, you should save the web page(s) and files on your computer. While viewing the profile in question, click your browser’s “File” menu tab (in the upper left-hand corner), then drop down to and click “Save As”. Make sure you do the same for all journal entries and the image gallery.

### **B. Private Information**

MySpace is prohibited by federal law from disclosing private information about its users absent valid legal process. MySpace works closely with law enforcement, however, to produce such information to law enforcement in connection with criminal investigations or in emergency situations. Accordingly, if you believe MySpace possesses information related to the commission of a crime or if you believe there is an emergency of serious bodily injury or death, we ask that you contact a law enforcement agency regarding the matter and have them contact MySpace. We will then work with Law Enforcement to provide any relevant information.

## **IX. General Internet Safety Tips**

Here are some common sense guidelines that you should urge students to follow when using MySpace and the Internet in general:

- **Don't forget that your profile and MySpace forums are public spaces.** Don't post anything you wouldn't want the world to know (e.g., your phone number, address, IM screens name, or specific whereabouts). Avoid posting anything that would make it easy for a stranger to find you, such as where you hang out every day after school.
- **People aren't always who they say they are. Be careful about adding strangers to your friends list.** It's fun to connect with new MySpace friends from all over the world, but avoid meeting people in person whom you do not fully know. If you must meet someone, do it in a public place and bring a friend or trusted adult.
- **Harassment, hate speech and inappropriate content should be reported.** If you feel someone's behavior is inappropriate, react. Talk with a trusted adult, or report it to MySpace or the authorities.
- **Don't post anything that would embarrass you later.** Think twice before posting a photo or info you wouldn't want your parents or boss to see!
- **Don't mislead people into thinking that you're older or younger.** If you lie about your age, MySpace will delete your profile.

## **X. Creating a MySpace Account**

Creating a MySpace account and profile is fast and easy. Here's how:

This is the MySpace.com Main Page, where new users can sign-up to join MySpace, and current users can login to their MySpace pages.



1. On the MySpace homepage there will be a "Member Login" box (sample below) click the light blue sign up tab:

2. Clicking the sign up tab will bring you to this screen. You will need to fill out all requested information:

**Join MySpace Here!** [Already a member? login](#)

Email Address:

Confirm Email Address:

Password:

Confirm Password:

---

First Name:

Last Name:

Country:

State:

Postal Code:

---

Date Of Birth:

Allow others to see when it's my birthday

Gender:  Female  Male

Preferred Site & Language:

---

**You must be at least 13 years old to register for a MySpace account. The registration page requires prospective members to enter their exact birth date, and individuals who enter a date that does not meet the requisite age (13 or older) are not permitted to register.**

**3. You will then be asked to verify your account by typing the letters and or numbers you see on the following screen. It will look like this:**

Verification:






Please enter the text from the image above:  
The letters are not case-sensitive.  
Do not type spaces between the numbers and letters.

**By checking the box, you confirm that:**

You agree to the MySpace [Terms of Service](#) and [Privacy Policy](#). You also agree to receive the MySpace e-mail newsletter and account updates targeted to you by MySpace, unless you have chosen to opt out of them.

TestUserID:

5. After you select “Sign Up,” you will receive the Safety Tips screen if you are under 18.

 MySpace Alert 

**Please read these safety tips before posting any photos or personal info.**

MySpace is a public space. Don't post anything you wouldn't want the world to know (e.g. your phone number, address, instant messenger screen name, or specific whereabouts). Don't post any nudity, violent, or offensive material, or copyrighted images. If you violate these terms, your account will be deleted. [ [photo policy](#) ]

People aren't always say who they are. Exercise caution when communicating with strangers and avoid meeting people in person whom you do not fully know. If you must meet someone, do it in a public place and bring a friend or trusted adult.

Harassment, hate speech, and inappropriate content should be reported. If you feel someone's behavior is inappropriate, react. Talk with a trusted adult, or report it to MySpace or the authorities.

I have read the safety tips. I know that complete safety tips can be found at the bottom of every MySpace page.

After confirming that the tips have been read, you will be directed to add pictures to your profile. If you are over 18, you will proceed directly to the “Upload Photo” screen without first seeing the Safety Tips.

For all users, it is important to note that MySpace is a public place and you should be careful about what you post online.

**Welcome Teacher!**  
Your MySpace account has been created.  
Here are some quick steps to get you started on MySpace.

**1. Upload Photo**

**2. Invite Friends**

Upload your photo to let friends or other members see who you are.  
Note: You can update this photo anytime.

1. Click "Browse" to find a photo on your computer.

**Upload Photo**

[View MySpace Photo Policy](#)

- ▶ Photos should be in these formats: GIF or JPG [[help](#)]
- ▶ Photos files may be a max of 5MB [[help](#)]
- ▶ Photos may not contain nudity, violate these terms, your account will be deleted.

[Skip this step >](#)

To add pictures click the "Browse" button and locate the pictures saved on your computer. You can choose to skip this step by clicking on "Skip this step" at the bottom of the screen.

5. Now you can choose to email your friends, tell them you joined MySpace and invite them to be your friend.



# Hello, Teacher!

Pick your MySpace URL! [\[Edit Profile\]](#)

The screenshot shows a MySpace profile interface. On the left is a profile sidebar with a 'NO PHOTO' placeholder, profile statistics (0 views, last login 10/24/08), and links for photos, videos, calendar, and blog. Below this is an 'Updates' section with a 'New Messages!' notification. On the right, a red-bordered box contains a warning: 'You are currently blocked from adding friends or sending messages, comments or bulletins.' Below this, it explains the reason: 'Why? You have not confirmed your email address.' It instructs the user to click a confirmation link in an email sent to 'youremail@email.com'. At the bottom of the box are links for 'Wrong email address? Edit' and 'Can't find the email? Resend'.

When you click the “Verify your email address” link the following screen will appear:

The screenshot shows a 'Verify your email address.' screen. It explains why verification is needed for a safe experience and provides instructions on how to find the verification link in a welcome email or request another one. It also offers a way to change the email address if there are problems. The current email address is listed as 'teacherdemo1@earthlink.net'. There are two buttons: 'Request Verification Email' and 'Contact Customer Service'. Below each button is a brief description of what happens next. At the bottom left is a 'Return to Home.' link.

Please be sure to check your email inbox for the verification email from MySpace and please be sure to verify your email address via the link provided. If you do not verify your email address, your actions on MySpace will be limited. A valid

email address helps us protect you better and provide another important tool to law enforcement.

When you click to choose your URL, the following screen will appear:

Your Display Name is: **Teacher**

You can change your Display Name as often as you want, just like you always have.

But now we have a new MYSACE NAME/URL feature. Each user can pick a unique MySpace Name. It will become your own custom URL. THIS DOES NOT AFFECT YOUR DISPLAY NAME. You'll still be able to change the name that appears on your MySpace profile whenever you want. But you won't be able to change your MYSACE NAME/URL once you pick it, so be careful!

**NOTE: You cannot change your MySpace Name once you pick it, so make sure you pick something you're willing to live with!**

After you enter your MySpace Name, we'll tell you about the Real Name feature.

**Pick your MySpace Name/URL:**

http://www.myspace.com/

**Confirm your MySpace Name/URL:**

http://www.myspace.com/

#### Example

I chose:  
[www.myspace.com/tom](http://www.myspace.com/tom)

My MySpace Name is "Tom"  
and my MySpace URL  
reflects that.



Read the instructions and choose your URL carefully, as you can never change it. Please do not use any copyrighted materials, like "Harry Potter", or the names of famous people or bands, like "Bill Clinton" or the "Beatles", in your URL as we will be forced to delete your account. Now you can make changes to your profile by accessing different parts of this box, which is located on the top left of your profile screen:

## Hello, Teacher!

Pick your MySpace URL! [Click Here](#)

[\[Edit Profile\]](#)



NO PHOTO

Profile Views: 0  
Last Login: 08/18/08

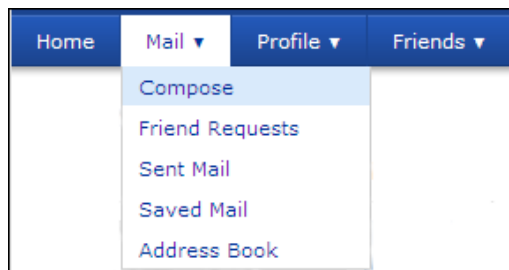
Photos: [Edit](#) | [Upload](#)  
Videos: [Edit](#) | [Upload](#)  
[Manage Calendar](#)  
[Manage Blog](#)

View My:

### Updates

 [New Messages!](#)

At the top of your screen, you will see a number of tabs which allow you to quickly access the features of your MySpace profile. Selecting the Mail tab, for instance, will allow you to see your MySpace mail options.



Home Mail Profile Friends

- Compose
- Friend Requests
- Sent Mail
- Saved Mail
- Address Book

From your homepage you can also view your friend's bulletins. Bulletins are a quick way to post a message that all of your friends can read. Your bulletin area looks like this:

From	Date	Bulletin
Chris	Jul 9, 2008 11:28 PM	Batman
Chris	Jul 8, 2008 8:15 PM	AWWWWWWWW!!!!!!!
Chris	Jul 4, 2008 1:45 PM	Happy 4th of July!
Chris	Jul 3, 2008 9:54 AM	Have a good long weekend!
Chris	Jul 1, 2008 9:54 PM	Well done Clippers!

[post bulletin](#) | [view all](#)

Another fun way friends can keep in touch is to update their MySpace Status. In your Status and Mood area you can both update your status and mood as well as view your friends' updates:

**Status and Mood**

**Status:** Teacher is at work. Just Now.  
**Mood:** awake 😊 (Update)

---

**Tom** going to see clone wars at midnight!! On Thursday,

Mood: stoked 😄

[view all](#)

Your homepage also offers you the option to view your Friend Updates. If you subscribe to your friends' updates, and their privacy settings allow it, you can be notified when they update their profile:

**Friend Updates**

**Tuesday 08 July, 2008**

---

**Chris** updated profile information.

**Sunday 06 July, 2008**

---

**Chris** updated profile information.

Now you are ready to get started and use MySpace. Please note that your students may have special safety settings on their accounts that you do not automatically have on yours. For example, users under 18 are automatically assigned a Private Profile, which means that only people they have accepted as friends will be allowed to view their full profile.

## **XI. Conclusion**

Internet safety is an important topic in our advancing technological world, particularly when it involves children. We at MySpace are always available to assist educators and administrators in furthering this important goal. We hope this Guide has provided insight into the functioning of MySpace, and illuminated the many ways in which the educational community can contact us with any questions or concerns that arise.